



The Superstitious Mind

Demons and the Superstitious Mind

Our Superstitious Minds: The Seven Laws of Magical Thinking

Psychology Today



Objects carry essences



Symbols have power




Actions have distance
consequences



The mind knows no bounds



The soul lives on



The world is alive




Everything happens for a reason


Superstition and Idolatry

- Objects carry essences
- Symbols have power
- Actions have distant consequences
- The mind knows no bounds
- The soul lives on
- The world is alive
- Everything happens for a reason
- Charms and talismans
- Pentagram
- Pagan rituals
- Inner spirit power
- Immortal soul
- Animism
- Fate

Superstitious Pigeons



Superstitious Pigeons




"...pigeons associated the delivery of the food with whatever chance actions they had been performing as it was delivered, and that they subsequently continued to perform these same actions " (Wikipedia)

Partial Reinforcement Effect

- Whenever an individual performs an action expecting a reinforcement, and none seems forthcoming, it actually creates a sense of persistence within the individual.
- This strongly parallels superstitious behaviour in humans because the individual feels that, by continuing this action, reinforcement will happen; or that reinforcement has come at certain times in the past as a result of this action, although not all the time, but this may be one of those times.

Source: Wikipedia

Yadayim



How to Perform Netilat Yadayim (1)



1 Clean your hands. You must first make sure your hands are clean, as the purpose is not to cleaning your hands, rather to purify them.



2 Take a Jewish hand washing bowl with 2 handles, and fill the bowl with water.



3 Pour the water over your hands.



4 In Jewish Law, precedence is always given to the dominant hand. Take the cup in your non-dominant hand, and pour some of the water over your dominant hand, making sure that the water goes down the wrist and doesn't come back.

How to Perform Netilat Yadayim (2)



5 Pour the water over your dominant hand the same way a second time.



6 Pass the cup to your dominant hand, preferably holding it with a paper towel so that your wet hand does not come in contact with anything before you say the blessing.



7 Pour the water over your non-dominant hand twice the same way that you did with your dominant hand.



8 While holding your hands in front of you, say the following blessing:
"Blessed are you, Hashem our God, King of the Universe Who has sanctified us with His commandments, and has commanded us regarding the washing of the hands."

How to Perform Netilat Yadayim (3)



9 Completely dry your hands with a clean towel.



10 From this point until you eat the bread, all speaking is forbidden. If you do speak, you must wash again. It is permitted to motion to other for whatever reason.



11 Say the blessing for the bread: "Blessed are you, Lord, our God, King of the universe, who brings bread from the land."



12 Take a bite of the bread as soon as you finish making the blessing.